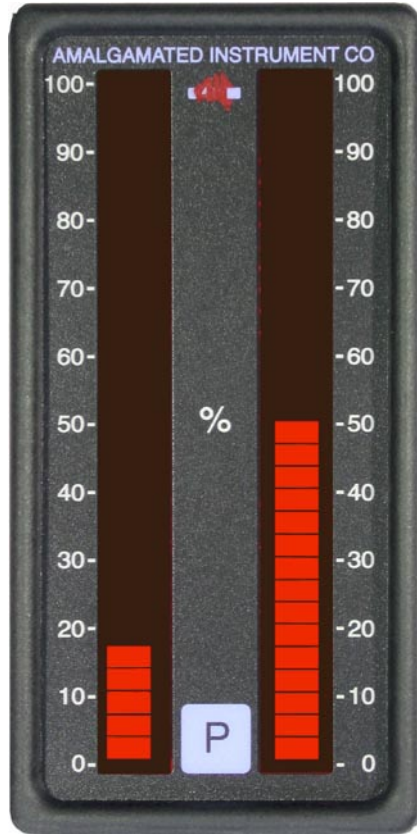


# Panel Mount Instruments

## PM4-IV2 dual bargraph

Scalable indication of 4-20mA 0-2VDC or 0-20VDC



### PM4-IV2 Order Codes

**PM4-IV2 – PM4-IV2 –**  -  -

**Power Supplies**

PM4-IV2-  X  X  X

240VAC .....

110VAC .....

24VAC .....

12 to 48VDC .....

**Options**

PM4-IV2 –    - BG2 -

1 EXTRA RELAY .....

3 EXTRA RELAYS .....

6 EXTRA RELAYS .....

### Features

- Dual 32 segment red LED bargraphs
- Channels isolated from one another
- Channels independently scalable from analog input
- Pushbutton setup and calibration
- Compact panel mount display
- Optional IP65 environmental protection available
- Optional setpoint relays available (1, 3 or 6)
- 2 year guarantee

### Description

The model PM4-IV2 accepts DC inputs 4 to 20mA, 0-2VDC or 0-20VDC. The instrument offers dual isolated inputs and 32 segment bargraphs. Each channel can be independently configured for its own input (4-20mA, 0-2VDC or 0-20VDC). The input type and range are selected by jumpers within the instrument and convenient pushbuttons on the rear bezel allow for quick and easy configuration. A mA or DC Voltage source is the only piece of test equipment required to set up the monitor.

### Specifications

#### Technical Specifications

Input types:	Link selectable 4 to 20mA or DC Volts 0-2V or 0-20V
Impedance:	Typically 65Ω (4 to 20mA) 1MΩ on DC voltage
Accuracy:	1% of FS when calibrated
Sample rate:	4 per second for each input
Ambient temp:	-10°C to 60°C
Humidity:	5% to 95% non condensing
Display:	Dual bargraphs. 32 segment red LED
Power supply:	240, 110 or 24VAC 50/60Hz, 12 to 48VDC (factory configured)
Isolation:	Rated at 1kV for 10 seconds, input to input and input to power supply
Power usage:	AC supply 4 VA max, DC supply, typ. 150mA at 12VDC and 75mA at 24VDC
Options:	1, 3 or 6 setpoint relays can be installed

#### Physical Characteristics

Bezel size:	DIN 48mm x 96mm x 10mm
Panel cut out:	45mm x 92mm (+1mm & -0mm)
Weight:	400g (base model), 450g (with relay options)

PM4IV2-3.1-0

**AMALGAMATED INSTRUMENT CO PTY LTD**

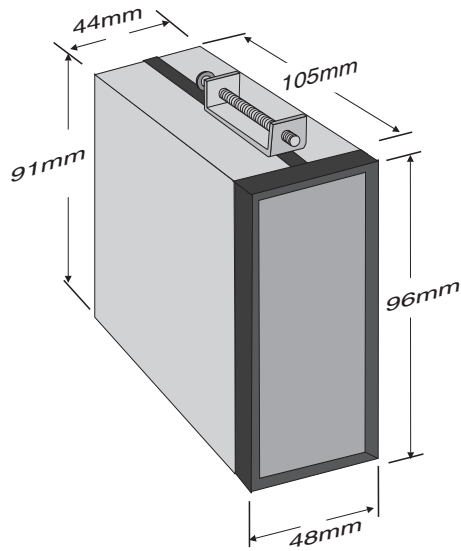
ACN: 001 589 439

Unit 5, 28 Leighton Place Hornsby  
NSW 2077 Australia

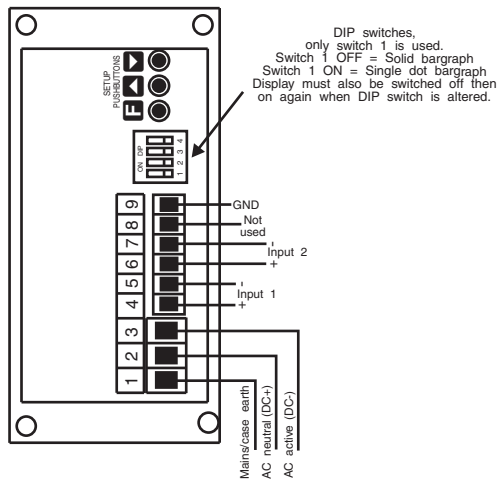
Telephone: +61 2 9476 2244  
Facsimile: +61 2 9476 2902

e-mail: sales@aicpl.com.au  
Internet: www.aicpl.com.au

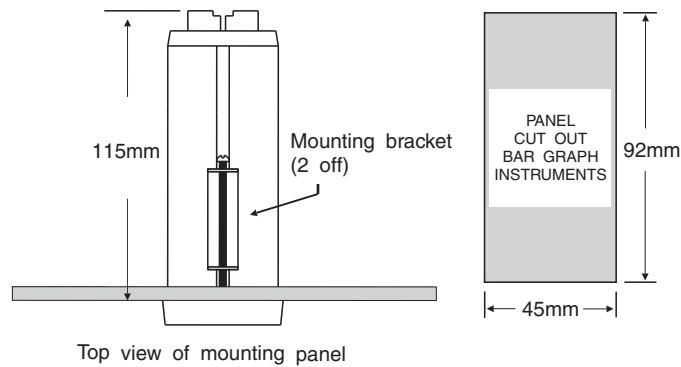
## PM4-IV2 case dimensions



## PM4-IV2 electrical connections



## PM4-IV2 panel mounting details



Wiring diagrams and full operations manual are available from [www.aicpl.com.au/pdf/pm4iv2ma.pdf](http://www.aicpl.com.au/pdf/pm4iv2ma.pdf).