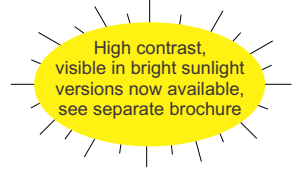


# Large Digit Display LD-RTC, 100mm digit height



## Real time clock

### Display examples



4 digit 100mm Red LED



4 digit 100mm Green High Contrast (S/S case)



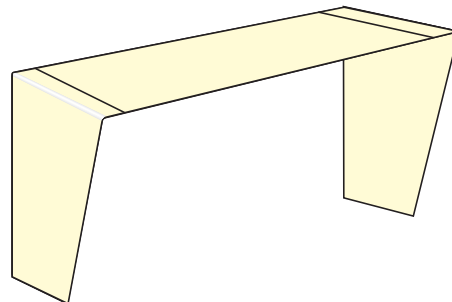

6 digit 100mm Red LED

### Features

- Visible from 50 metres
- 4 or 6 digit 100mm Red LED
- High contrast daylight viewable versions now available in 4 or 6 digit red, green, amber or white LED
- 4, 5 or 6 digit 100mm Yellow Electromagnetic
- Configurable for Master/Slave operation when optional serial communications is fitted
- 2 configurable setpoint relays standard capacity 240VAC, 5A, form A. Each relay can be allocated more than one alarm period up to a total of 32 alarm periods
- 12 or 24 hour or month and day display
- 50 or 60 Hz mains frequency or internal clock reference or optional GPS sync or optional high accuracy crystal
- Automatic daylight saving adjustment
- IP65 rated wall mount enclosure, powder coated steel standard, stainless steel optional
- Optional temperature input for time and temperature display
- Pushbutton setup and scaling
- The auto-brightness feature for LED displays varies the display brightness to suit the ambient light
- 2 year guarantee
- See separate brochures for other models

### Optional shrouds

Shroud kits for 100mm displays consist of 2 side panels, a top plate (length is model dependant) and fixing hardware. The overhang of the shroud is 90mm for all models. The shrouds are of powder coated zinc coated steel to match the metal enclosures.



LDRTC100-2.8-0

AMALGAMATED INSTRUMENT CO PTY LTD

ACN: 001 589 439

Unit 5, 28 Leighton Place Hornsby  
NSW 2077 Australia

Telephone: +61 2 9476 2244  
Facsimile: +61 2 9476 2902

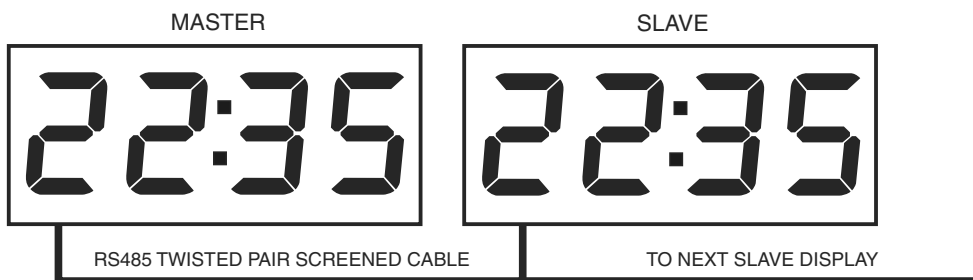
e-mail: sales@aicpl.com.au  
Internet: www.aicpl.com.au

## Specifications

Function:	Real time clock 12 hour or 24 hour display format selectable
Clock sync:	50 or 60 Hz mains frequency or internal clock reference or optional GPS sync or optional high accuracy crystal
Accuracy:	Mains sync - accurate to mains frequency Internal clock chip $\pm 30$ seconds per month High accuracy crystal $\pm 3$ seconds per month GPS accurate to GPS system $\pm 0.1$ second
Microprocessor:	MC68HC11 CMOS
Ambient temp:	-10°C to 60°C
Humidity:	5% to 95%
Display types:	100mm 4 or 6 digit red LED 100mm 4 or 6 digit red, green, amber or white high contrast LED 100mm 4 digit yellow electromagnetic (flip digit) 100mm 5 digit yellow electromagnetic (flip digit) 100mm 6 digit yellow electromagnetic (flip digit) See separate brochures for other display sizes
Power supply:	See order code table (type is factory configured)
Power usage:	DC supply: typically 300mA at 24VDC for 4 digit standard LED displays (1A peak), typically 450mA at 24VDC for 6 digit standard LED displays (1.5A peak), typically 600mA at 24VDC for 4 digit high contrast LED displays (1A peak), typically 900mA at 24VDC for 6 digit high contrast LED displays (1.5A peak), typically 1A for electromagnetic displays (4A peak) (plus current for sensor if on board supply is used)
Outputs (standard):	2 x relays, form C, rated at 240VAC, 5A resistive
Outputs (optional):	See order code table
Relay action:	Programmable N.O. or N.C.
Environmental rating:	IP65
Weight:	4 digit displays 10.5kg, 5 digit displays 12kg, 6 digit displays 13.5kg
Dimensions:	4 digit displays 450 x 250 x 155mm 5 digit displays 520 x 250 x 155mm 6 digit displays 650 x 250 x 155mm

## Master/Slave operation

In master slave configuration the master clock periodically updates each master clock in the serial communications loop. Each clock will operate independently if the communications fail. This mode of operation requires that the serial communications option is fitted, usually this will be RS485.



LDRTC100-2.8-0

**AMALGAMATED INSTRUMENT CO PTY LTD**

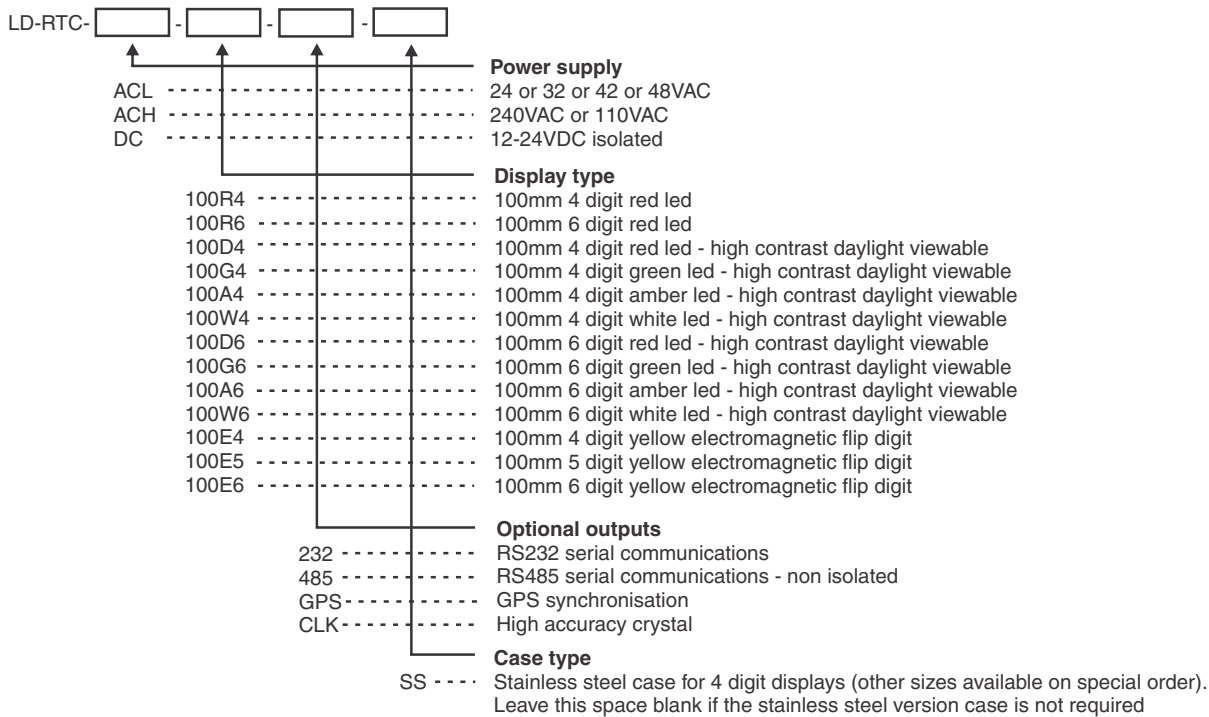
ACN: 001 589 439

Unit 5, 28 Leighton Place Hornsby  
NSW 2077 Australia

Telephone: +61 2 9476 2244  
Facsimile: +61 2 9476 2902

e-mail: sales@aicpl.com.au  
Internet: www.aicpl.com.au

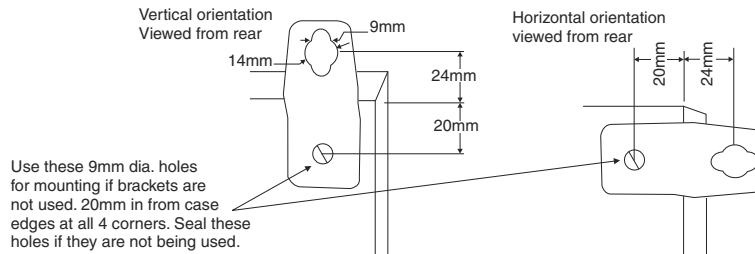
## Order codes for 100mm serial input displays



## Mounting brackets

The 100mm models are shipped with 4 metal brackets and mounting hardware.

The diagrams illustrate vertical and horizontal installation of these brackets. If mounting without the brackets, then the 9mm diameter case holes provided for the brackets can be used as alternative mounting holes. If the brackets are not used in mounting, then these holes should be sealed against dust and water.



## Applications/input types available with large digit display models

- Analog input, process transmitters etc.  $\pm 20\text{mA}$ , 4-20mA or  $\pm 2.5\text{VDC}$  or  $\pm 25\text{VDC}$
- Pulse input, rate, total, count, grand total (encoders, switches, proximity sensors etc.)
- Temperature - RTD, thermocouple, 4-20mA
- Weighing - 4 or 6 wire mV/V output loadcells
- Pressure measurement - 4 or 6 wire mV/V pressure sensors or 4-20mA analog transducers
- Liquid level measurement - 4 or 6 wire mV/V pressure sensors or 4-20mA analog transducers
- Serial input - RS232, RS485, Serial current loop for slave displays etc.
- Synchronous Serial Interface (SSI) for high accuracy position etc. measurement
- Binary, BCD or Gray Code input
- Real Time clock with alarms
- Multifunction timer - elapsed time, stopwatch, run time etc.

LDRTC100-2.8-0